



anthos.com



**BU MEDICAL EQUIPMENT
SEDE LEGALE ED AMMINISTRATIVA
HEADQUARTERS Cefla s.c.**

Via Selice Provinciale, 23/a - 40026 Imola - Bo (Italy)
tel. +39 0542 653111
fax +39 0542 653344

**STABILIMENTO
PLANT**

Via Bicocca, 14/c - 40026
Imola - Bo (Italy)
tel. +39 0542 653441
fax +39 0542 653601



Making Your Life Better.



03/2025 AMCTGB251S00
Due to our policy of constant technological upgrading, the technical specifications may be subject to change without prior notice.
In accordance with current standards, in non-EU areas some products and/or characteristics may be unavailable or have different specifications. Please contact your local distributor for further information.



**MCT
View**

**Venus Plus
LED MCT View
Operating Light**

EN

**en
vision**

Matchless practicality and image quality

With Venus Plus LED MCT View, you've got it all under control: the integrated 4K camera delivers sharp, detailed images, improving visibility at every stage of treatment. Outstanding hygiene thanks to an easy-to-clean no-structure and removable, autoclavable handles. Liquid lens technology makes focusing immediate, regardless

of working distance. Furthermore, the digital stabiliser ensures perfect images even if the dental unit or the patient's head move. The touch area allows immediate adjustment, thus optimising focusing, while the No-Touch sensor reduces contact and improves workflow ergonomics.

ULTRAVISION



No-Touch sensor.

Light intensity can be adjusted up to 50,000 Lux and modulated via the "No-Touch" sensor. Handles are removable and autoclavable.



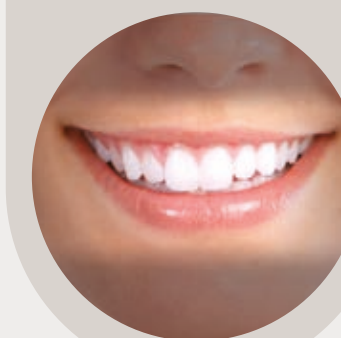
Curing Mode.

This function modifies light wavelength to prevent pre-polymerisation of the compounds, simultaneously ensuring optimal lighting.



Light colour.

All temperature variations, from warm to neutral or cool and vice versa, can be activated with ease, ensuring a perfect view of the operating area according to the treatment being performed at all times. Optimal light beam efficiency minimises shadows in the oral cavity.



Touch Area.

Convenient touch area for optimal focusing. The cutting-edge liquid lens brings the treatment area into focus in just moments, regardless of how far away the light is or the work situation.



4K
ULTRA HD

Effective communication

INSTANTANEOUS COMMUNICATION

Versatile installation.

MCT View connects directly to the practice PC via Venus View software so that users can manage recordings/views on the dental unit monitor or wall-mounted monitor. Different versions - incorporated in the dental unit, ceiling-mounted or wall-mounted - ensure adaptation to any space.



Clear, immediate communication.

Thanks to the integrated camera, MCT View simplifies practitioner-patient communication. Being able to illustrate pathologies clearly aids patient understanding and increases acceptance of treatment plans.

Tutorials and documentation at your fingertips.

Recorded images and videos help you train your team and perform clinical monitoring, providing an always-available database.



Full integration into the Digital Workflow

DIGITAL INTEGRATION

Integrating the operating light on the dental unit with the Full Touch screen and multimedia card optimises workflows.

Dentists can also access a dedicated menu that lets them interact with the main PC software functions

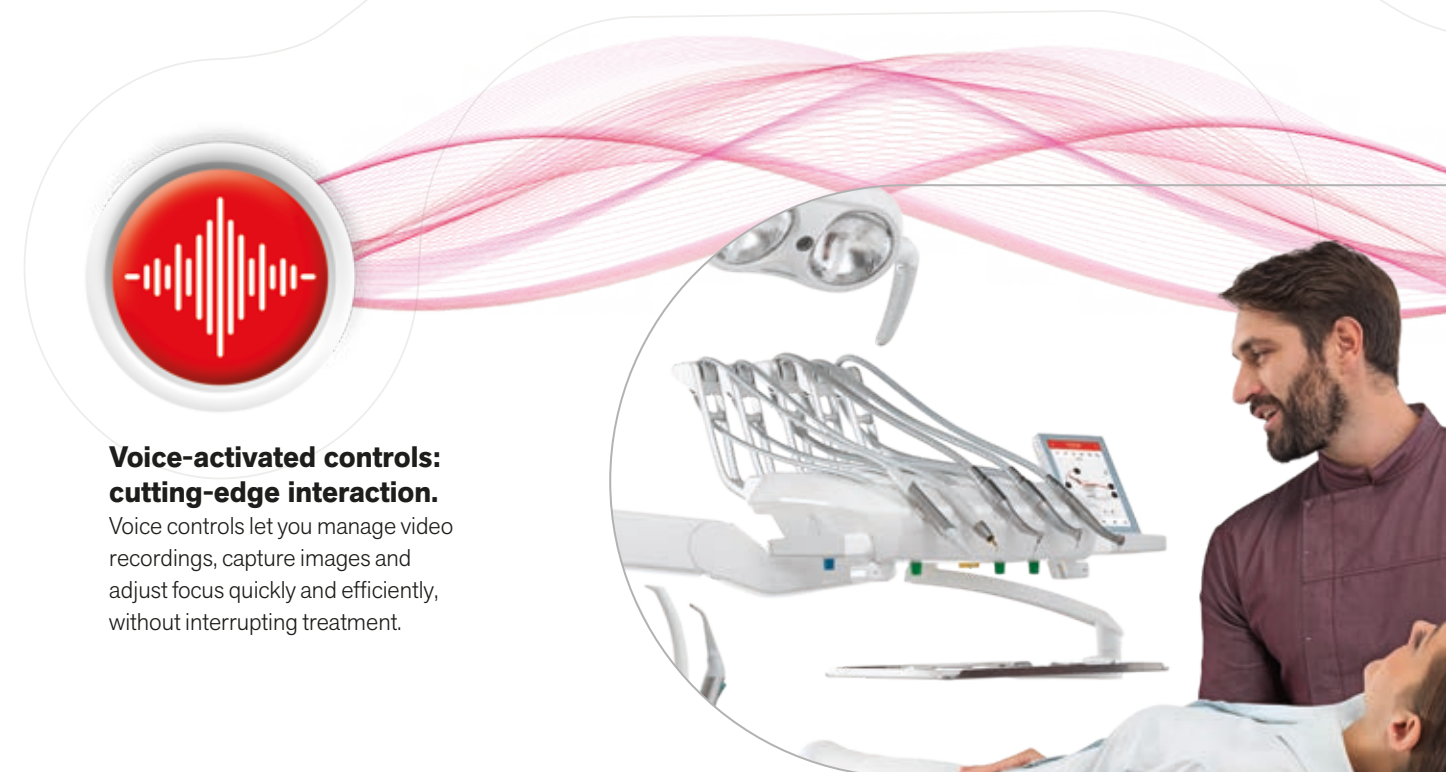
without having to use a mouse or keyboard. The software can also be controlled via the foot control joystick or voice-activated controls.

All this ensures dentists and their staff are able to work with the utmost efficiency and speed.



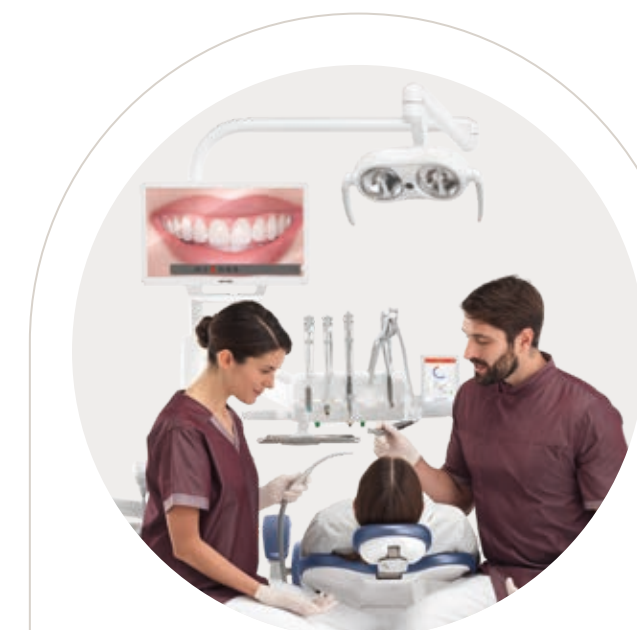
Full Touch: user-friendly control.

You can interact with the operating light via the Full Touch panel and multimedia card: a dedicated menu lets you activate/deactivate recording, capture images and zoom in/out directly from the dental unit, streamlining workflows without having to access the PC.



Voice-activated controls: cutting-edge interaction.

Voice controls let you manage video recordings, capture images and adjust focus quickly and efficiently, without interrupting treatment.



Digital stabiliser: always-stable images.

The MCT View digital stabiliser eliminates the vibration that stems from patient, chair or dental team movements, ensuring sharp, precise views at all times.



Foot control: hyper-practical.

In advanced mode, the foot control joystick lets you control the camera hands-free, improving both ergonomics and hygiene.